



**OHIO VALLEY REGION**

*Advancing volleyball in Ohio, western Pennsylvania, and West Virginia*

# **Junior Officiating Online Courses**

**2021-2022  
USA Volleyball Season**



# IMPORTANT NOTES!



- Please read pages 3-8 of this document for information about the certification process for junior officials. Then follow the instructions on pages 9-17 to log into your SportsEngine account, access the USAV Academy, and then enroll in the related junior officiating courses.
- A PDF version of the USAV Indoor Rules Book is available online:  
<https://usavolleyball.org/resources-for-officials/rulebooks-and-interpretations/>



# IMPORTANT NOTES!



- Upon completion of a course and any on-court evaluation, the junior player's CREDENTIALS will be updated in SportsEngine.
- The OVR will rely on each team and club to ensure its players are properly educated in support crew/work team duties.
- Professional referees are available for in-person training/certification clinics for teams or clubs. Contact Jim Hammar ([Hammar@ovr.org](mailto:Hammar@ovr.org)) or Brian Hemelgarn ([Hemelgarn@ovr.org](mailto:Hemelgarn@ovr.org)), OVR Referees' Chair.



# IMPORTANT NOTES!



- If you will keep score or work as second referee for your team, you must complete the respective courses for each of those (see pages 5-7) **AND receive two on-court evaluations by a referee during a tournament.** NOTE: Scorers should also complete the Libero Control module.
- If you will be the Libero tracker or will work as a line judge for your team, you must complete the respective courses for each of those; see page 8.



# JUNIOR SECOND REFEREE TRAINING



The following modules are part of the OV22 OVR Junior Second Referee Training and should be completed to be certified as a junior second referee:

- 102q - Junior Second Referee (w/quiz)      Runtime: ~23 min.
- 103q - Junior Signals (w/quiz)              Runtime: ~16 min.

**NOTE: For the 2021-2022 season, electronic hand-held whistles may be used by junior second referees, or a regular whistle may be used. Mask requirements are determined by each facility.**



# JUNIOR SCORER REFRESHER TRAINING



If you were certified as a junior scorer last season, the following modules, at a minimum, should be completed to be certified as a junior scorer this season:

- 105q - Libero Control (w/quiz)  
Runtime: ~16 min.
- 108 - Basic Scoring Example  
Runtime: ~6 min.
- 109 - Basic Scoring Example – Deciding Set  
Runtime: ~5 min.



# NEW JUNIOR SCORER TRAINING



If this is the first time you are being certified as a junior scorer, or if it has been more than two seasons since your last certification, the following modules should be completed in the New Junior Scorer Training Course:

- 105q - Libero Control (w/quiz)  
Runtime: ~16 min.
- 106q - Scoring Basics Non-deciding Set  
Runtime: ~25 min.
- 107 - Scoring – Deciding Set  
Runtime: ~7 min.

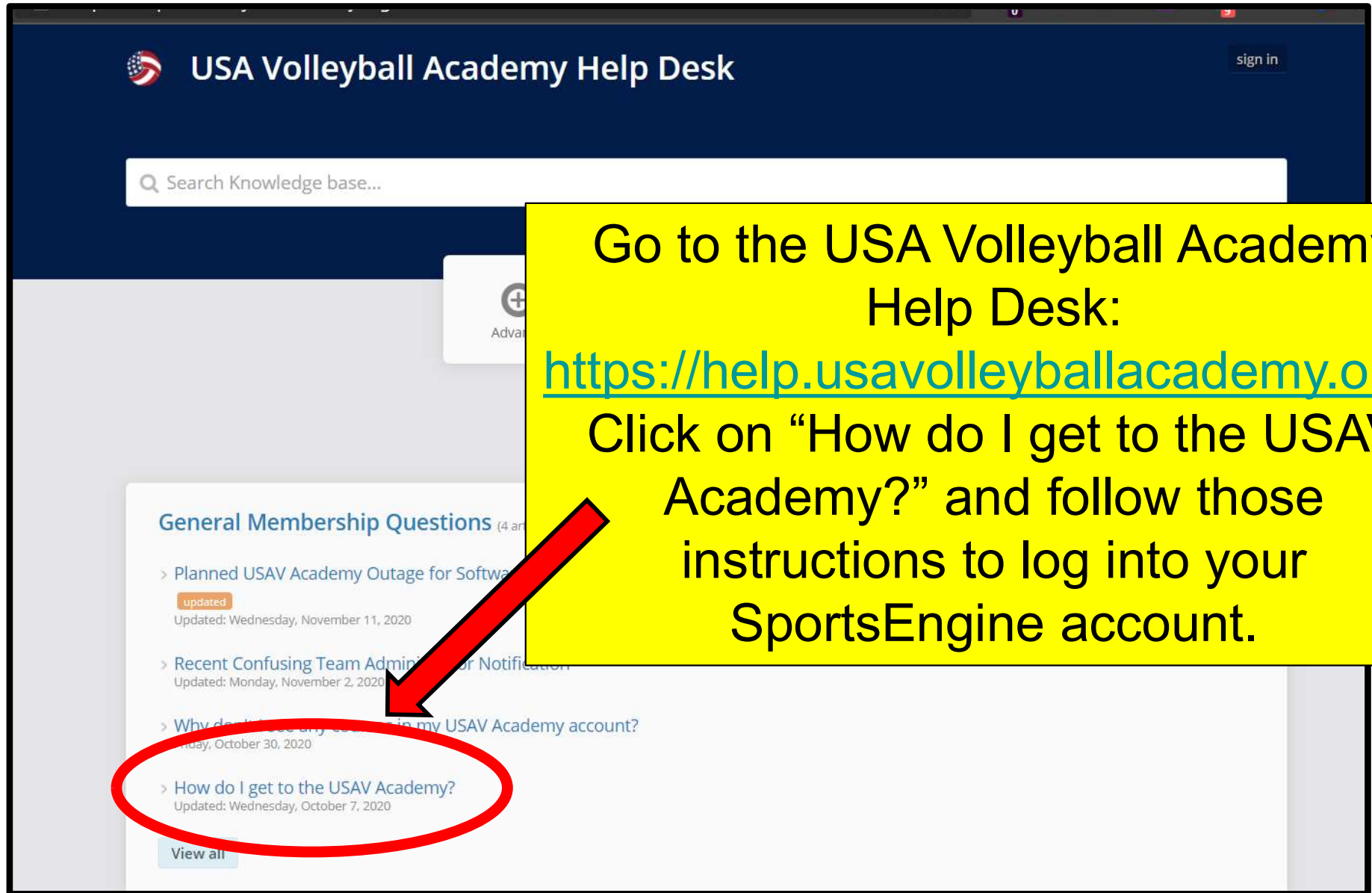


# JUNIOR LINE JUDGE & ASSISTANT SCORER COURSE

We recommend that ALL junior players complete the line judge and Libero tracker training course. The OVR and USAV do not certify line judges or Libero trackers, but training for each position is important to officiating a match.

- 101q - Line Judge Essentials  
Runtime: ~10 min.
- 105q - Libero Control (w/quiz)  
Runtime: ~16 min.





The screenshot shows the USA Volleyball Academy Help Desk interface. At the top, there is a search bar with the placeholder text "Search Knowledge base...". Below the search bar, there is a list of articles under the heading "General Membership Questions (4 articles)". The articles listed are:

- > Planned USAV Academy Outage for Software Updates  
Updated: Wednesday, November 11, 2020
- > Recent Confusing Team Administration for Notifications  
Updated: Monday, November 2, 2020
- > Why do I receive any emails from my USAV Academy account?  
Updated: Monday, October 30, 2020
- > How do I get to the USAV Academy?  
Updated: Wednesday, October 7, 2020

The article "How do I get to the USAV Academy?" is circled in red, and a red arrow points from a yellow text box to it.

Go to the USA Volleyball Academy Help Desk:  
<https://help.usavolleyballacademy.org/>.  
Click on "How do I get to the USAV Academy?" and follow those instructions to log into your SportsEngine account.



[https://user.sportngin.com/users/sign\\_in](https://user.sportngin.com/users/sign_in)



**sportengine**

### Welcome

Enter your email address to sign in or create an account

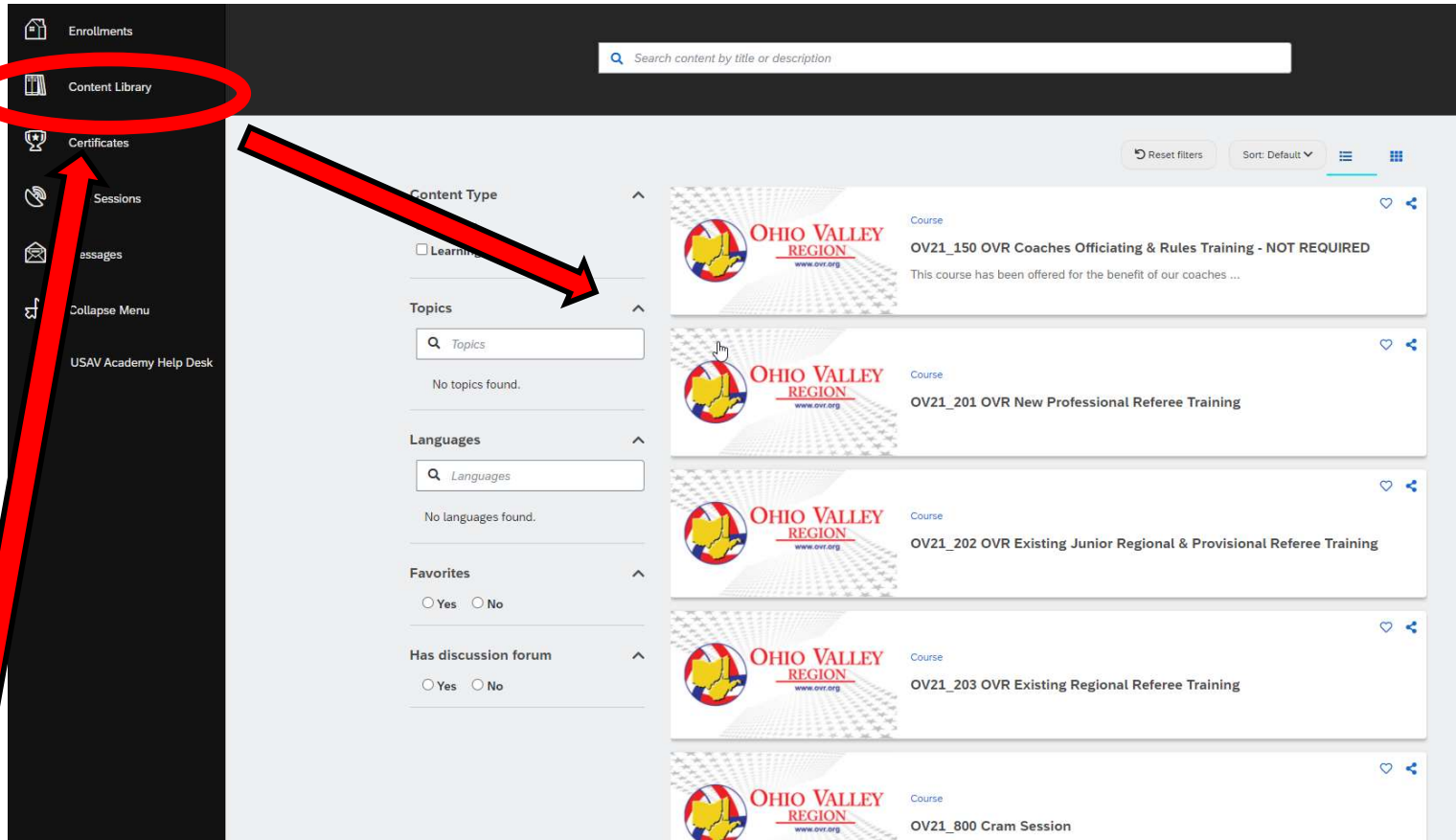
Email Address

**NEXT**

What's SportsEngine?  
Need Help? [SportsEngine Help Center](#)

[Terms of Use](#) | [Privacy Policy](#)  
© 2020 SportsEngine. All Rights Reserved.

# CONTENT LIBRARY



Enrollments

**Content Library**

Certificates

Sessions

Messages

Collapse Menu

USAV Academy Help Desk

Search content by title or description

Reset filters Sort: Default

Content Type

Learning

Topics

Topics

No topics found.

Languages

Languages

No languages found.

Favorites

Yes  No

Has discussion forum

Yes  No

OHIO VALLEY REGION

Course

OV21\_150 OVR Coaches Officiating & Rules Training - NOT REQUIRED

This course has been offered for the benefit of our coaches ...

OHIO VALLEY REGION

Course

OV21\_201 OVR New Professional Referee Training

OHIO VALLEY REGION

Course

OV21\_202 OVR Existing Junior Regional & Provisional Referee Training

OHIO VALLEY REGION

Course

OV21\_203 OVR Existing Regional Referee Training

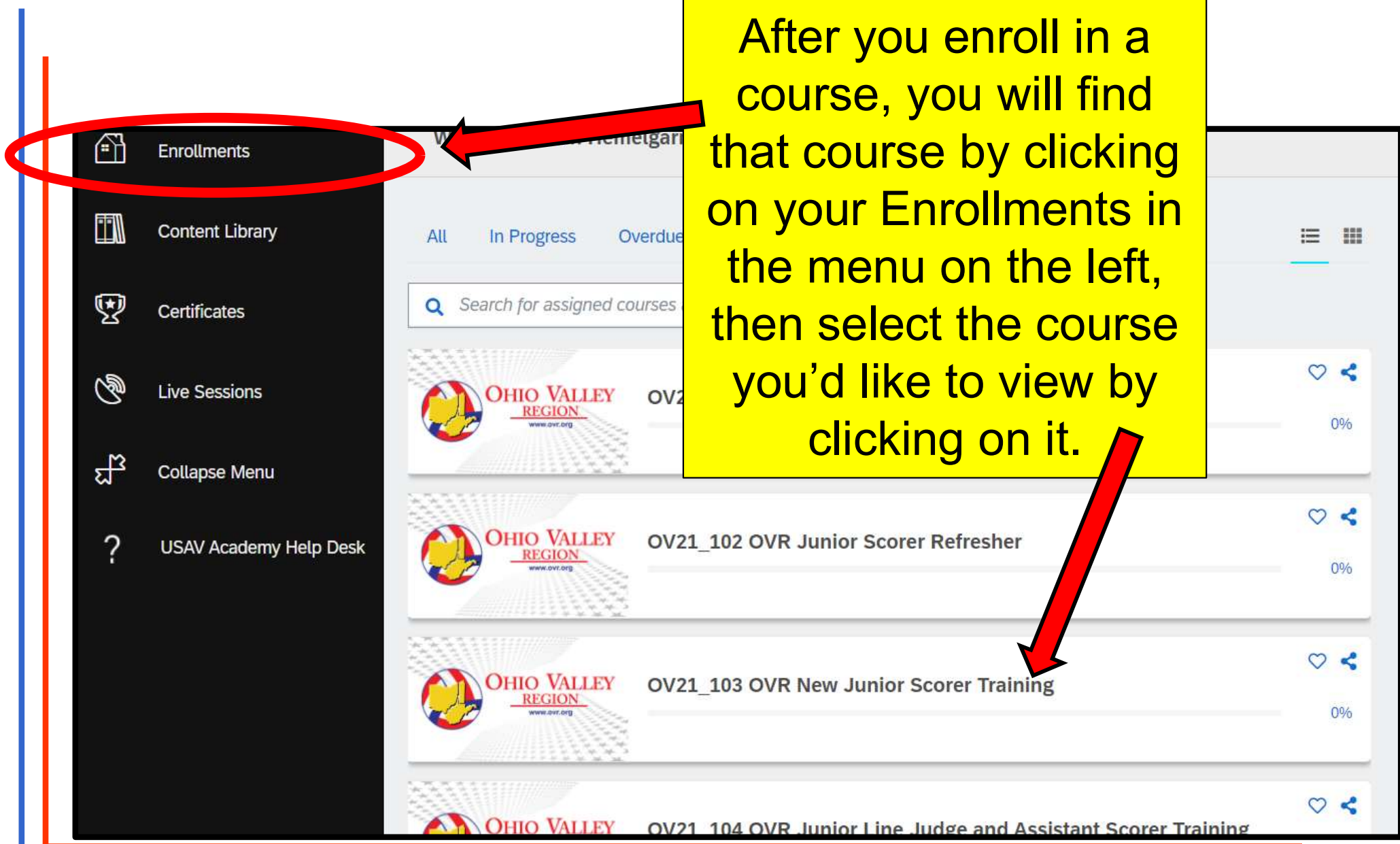
OHIO VALLEY REGION

Course

OV21\_800 Cram Session

Once you are in the USAV Academy, click on Content Library in the menu on the left. You will see a list of eligible courses in the middle of the page. Click on the course(s) you'd like to enroll in.

# ENROLLMENTS



The screenshot displays the USAV Academy user interface. On the left is a dark sidebar menu with the following items: Enrollments (highlighted with a red oval), Content Library, Certificates, Live Sessions, Collapse Menu, and USAV Academy Help Desk. The main content area shows a list of courses under the 'Enrollments' tab. The courses listed are:

- OV21\_102 OVR Junior Scorer Refresher
- OV21\_103 OVR New Junior Scorer Training
- OV21\_104 OVR Junior Line Judge and Assistant Scorer Training

Each course entry includes the Ohio Valley Region logo, the course title, and a progress indicator showing 0% completion. A search bar at the top of the course list contains the text 'Search for assigned courses'. A yellow callout box with black text is overlaid on the right side of the interface, with a red arrow pointing to the 'Enrollments' menu item and another red arrow pointing to the 'OV21\_103 OVR New Junior Scorer Training' course entry.

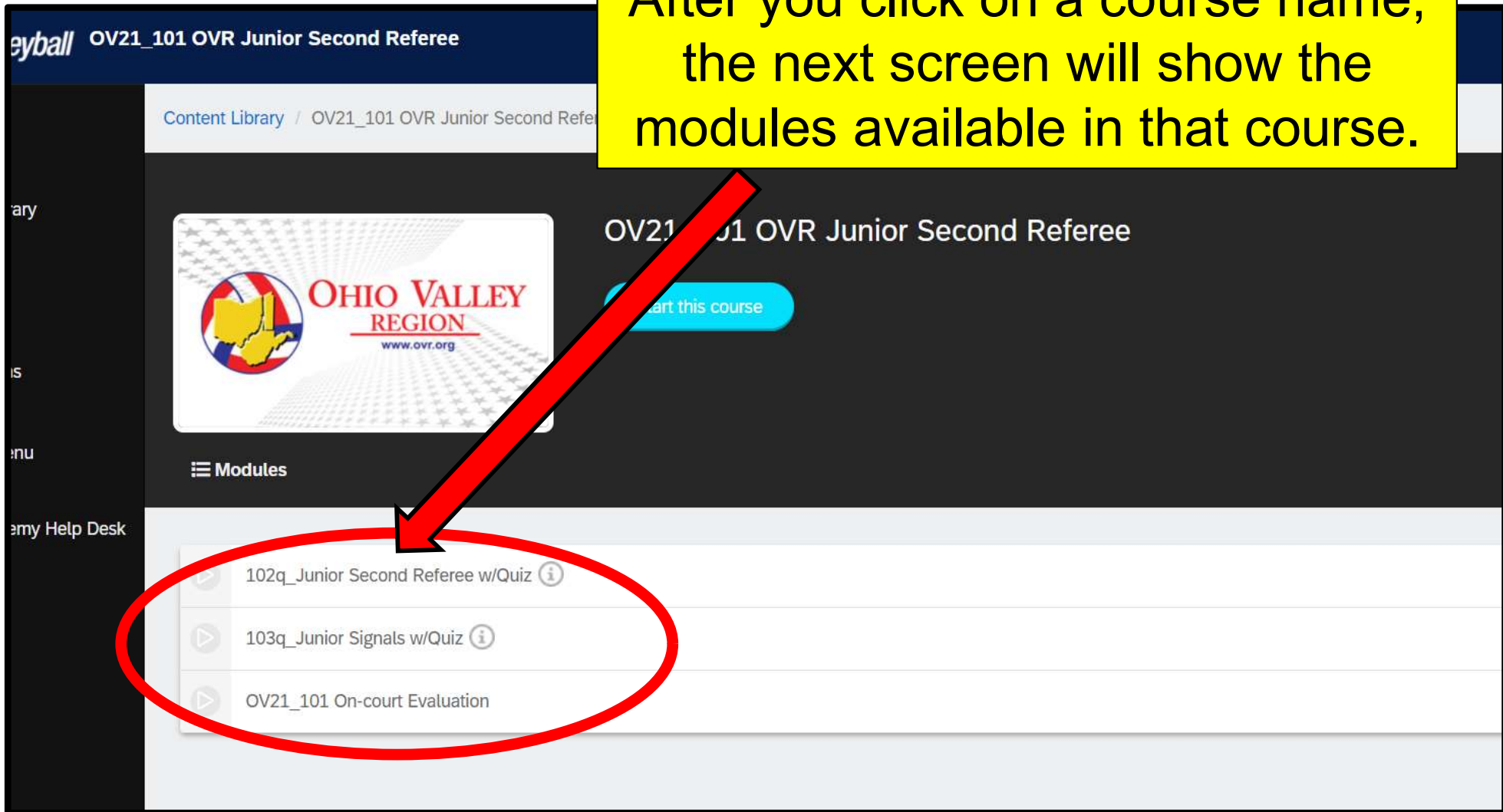
After you enroll in a course, you will find that course by clicking on your Enrollments in the menu on the left, then select the course you'd like to view by clicking on it.



# COURSE MODULES

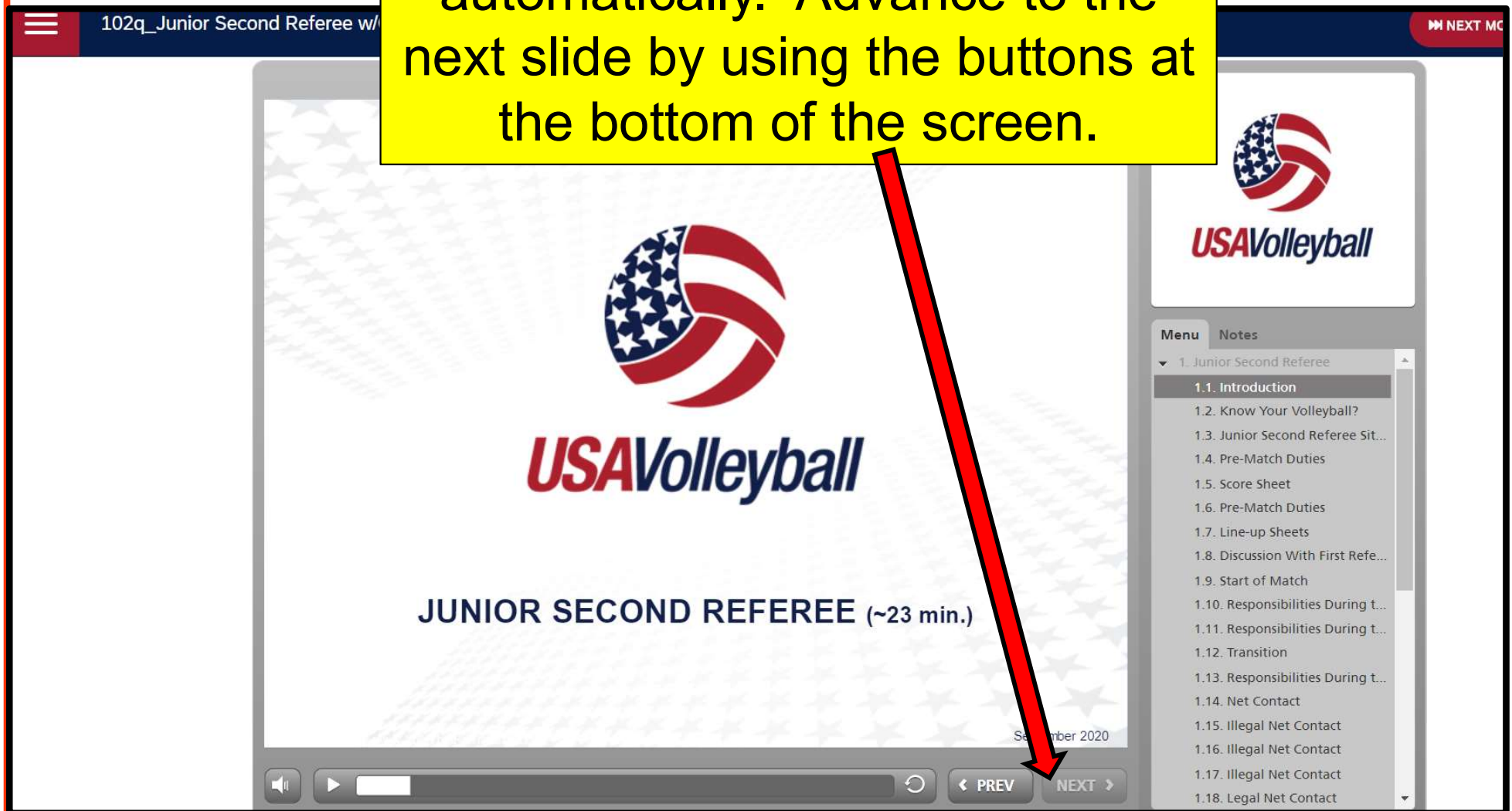


After you click on a course name, the next screen will show the modules available in that course.

A screenshot of a web application interface for a course. The page title is "OV21\_101 OVR Junior Second Referee". Below the title, there is a navigation breadcrumb "Content Library / OV21\_101 OVR Junior Second Referee". A large card displays the Ohio Valley Region logo and the text "OHIO VALLEY REGION www.ovr.org". To the right of the card is a blue button labeled "Start this course". Below the card, a section titled "Modules" contains a list of three items: "102q\_Junior Second Referee w/Quiz", "103q\_Junior Signals w/Quiz", and "OV21\_101 On-court Evaluation". A red circle highlights the first two items, and a red arrow points from the yellow text box above to the first item in the list. The left sidebar contains a menu with items like "Home", "My Dashboard", "My Courses", "My Profile", "My Help Desk", and "Logout".

# START YOUR MODULE

After you click on a module, the module will begin to play automatically. Advance to the next slide by using the buttons at the bottom of the screen.

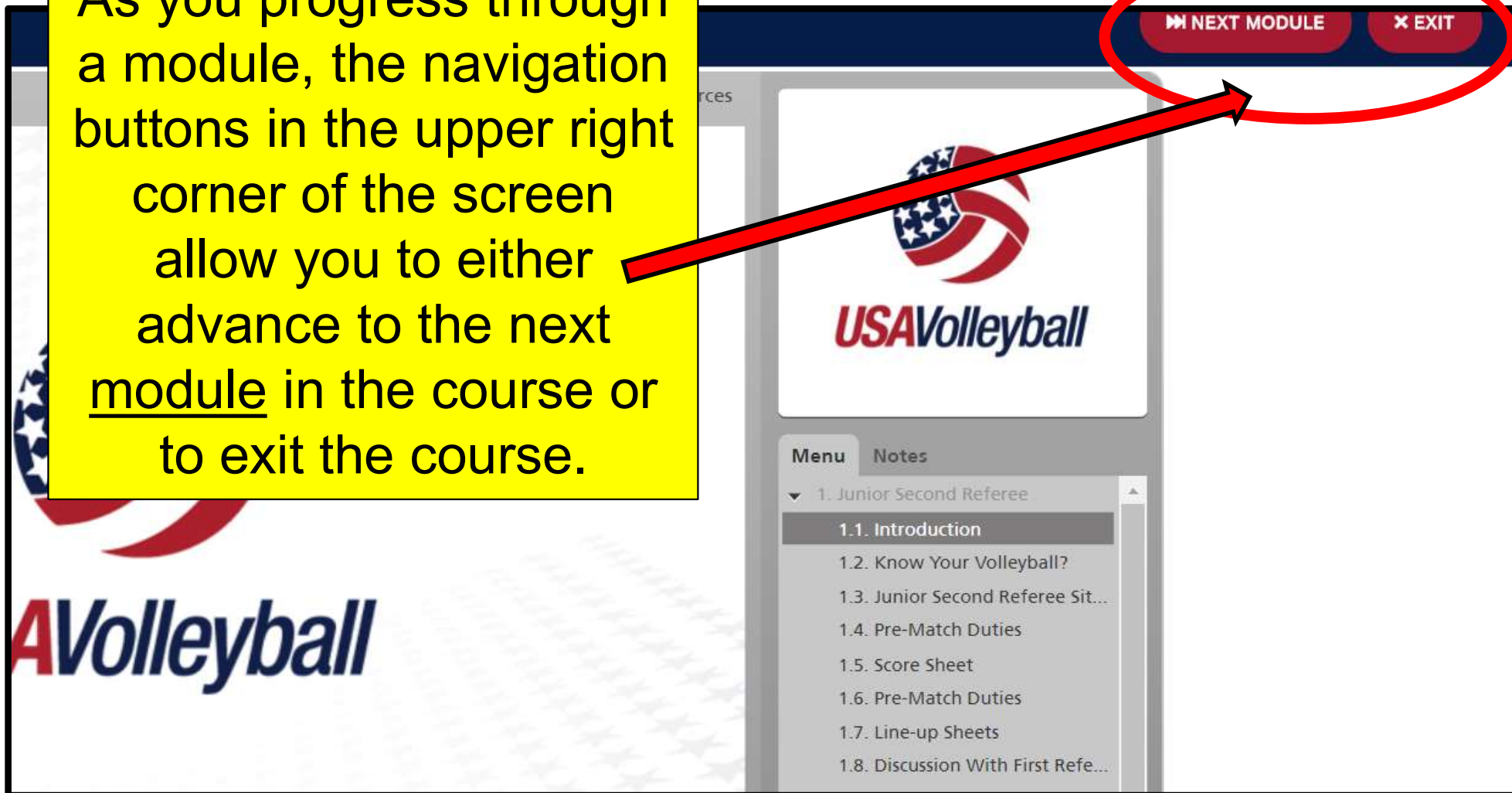


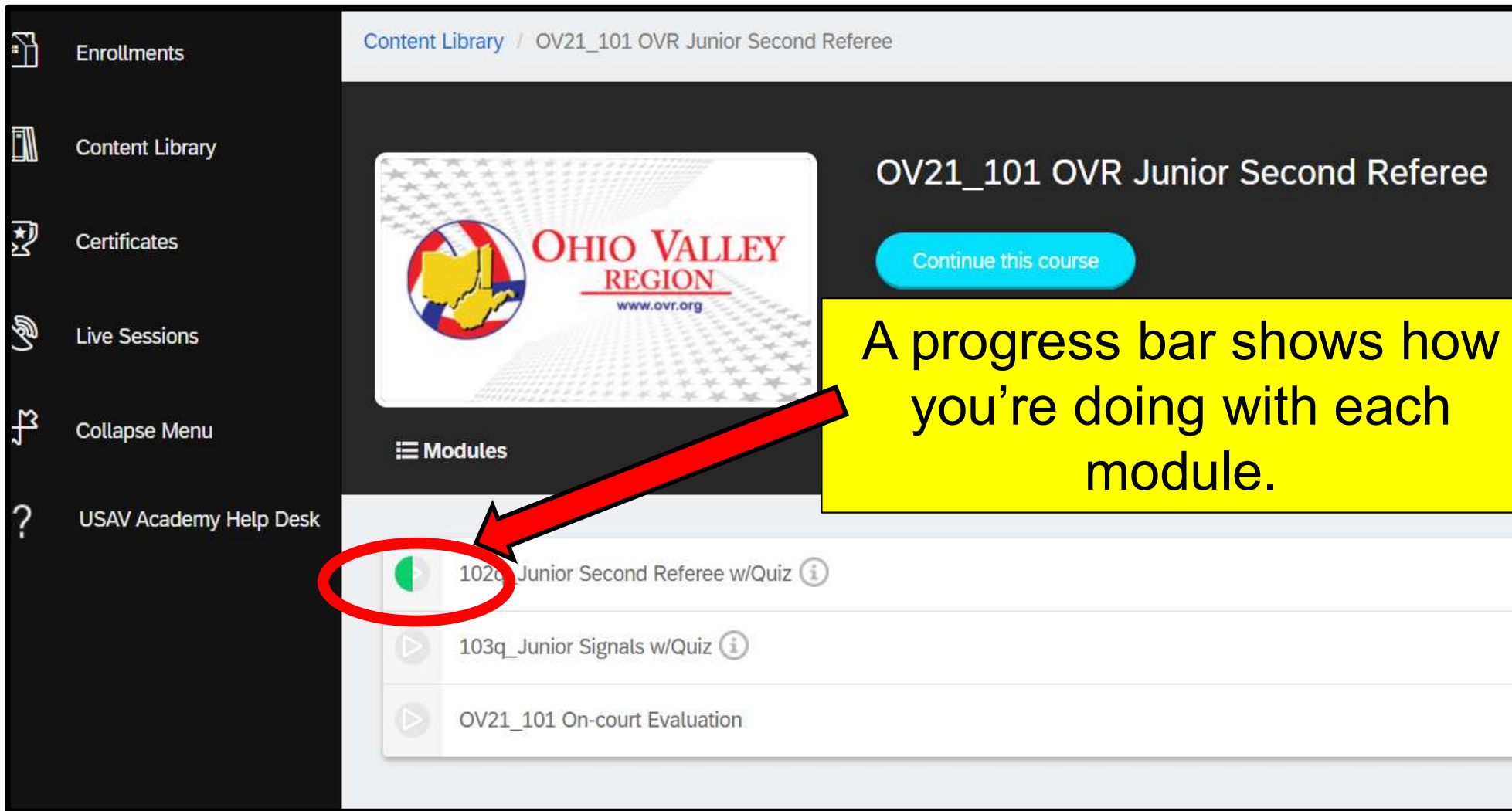
The screenshot shows a video player interface for a USA Volleyball module. The main content area displays the USA Volleyball logo and the title "JUNIOR SECOND REFEREE (~23 min.)". A red arrow points from the text box above to the "NEXT" button in the video player's control bar at the bottom. The control bar includes a play button, a progress bar, a refresh button, and "PREV" and "NEXT" buttons. On the right side, there is a sidebar with a "Menu" tab and a "Notes" tab. The "Menu" tab is active, showing a list of topics under "1. Junior Second Referee":

- 1.1. Introduction
- 1.2. Know Your Volleyball?
- 1.3. Junior Second Referee Sit...
- 1.4. Pre-Match Duties
- 1.5. Score Sheet
- 1.6. Pre-Match Duties
- 1.7. Line-up Sheets
- 1.8. Discussion With First Refe...
- 1.9. Start of Match
- 1.10. Responsibilities During t...
- 1.11. Responsibilities During t...
- 1.12. Transition
- 1.13. Responsibilities During t...
- 1.14. Net Contact
- 1.15. Illegal Net Contact
- 1.16. Illegal Net Contact
- 1.17. Illegal Net Contact
- 1.18. Legal Net Contact

# NAVIGATING

As you progress through a module, the navigation buttons in the upper right corner of the screen allow you to either advance to the next module in the course or to exit the course.





The screenshot displays the USAV Academy interface. On the left is a dark sidebar with navigation options: Enrollments, Content Library, Certificates, Live Sessions, Collapse Menu, and USAV Academy Help Desk. The main content area shows the course title 'OV21\_101 OVR Junior Second Referee' and a 'Continue this course' button. Below this is a 'Modules' section with a list of items: '102q\_Junior Second Referee w/Quiz', '103q\_Junior Signals w/Quiz', and 'OV21\_101 On-court Evaluation'. A red circle highlights the first module, and a red arrow points from a yellow text box to it.

Content Library / OV21\_101 OVR Junior Second Referee

OHIO VALLEY REGION  
www.ovr.org

OV21\_101 OVR Junior Second Referee

Continue this course

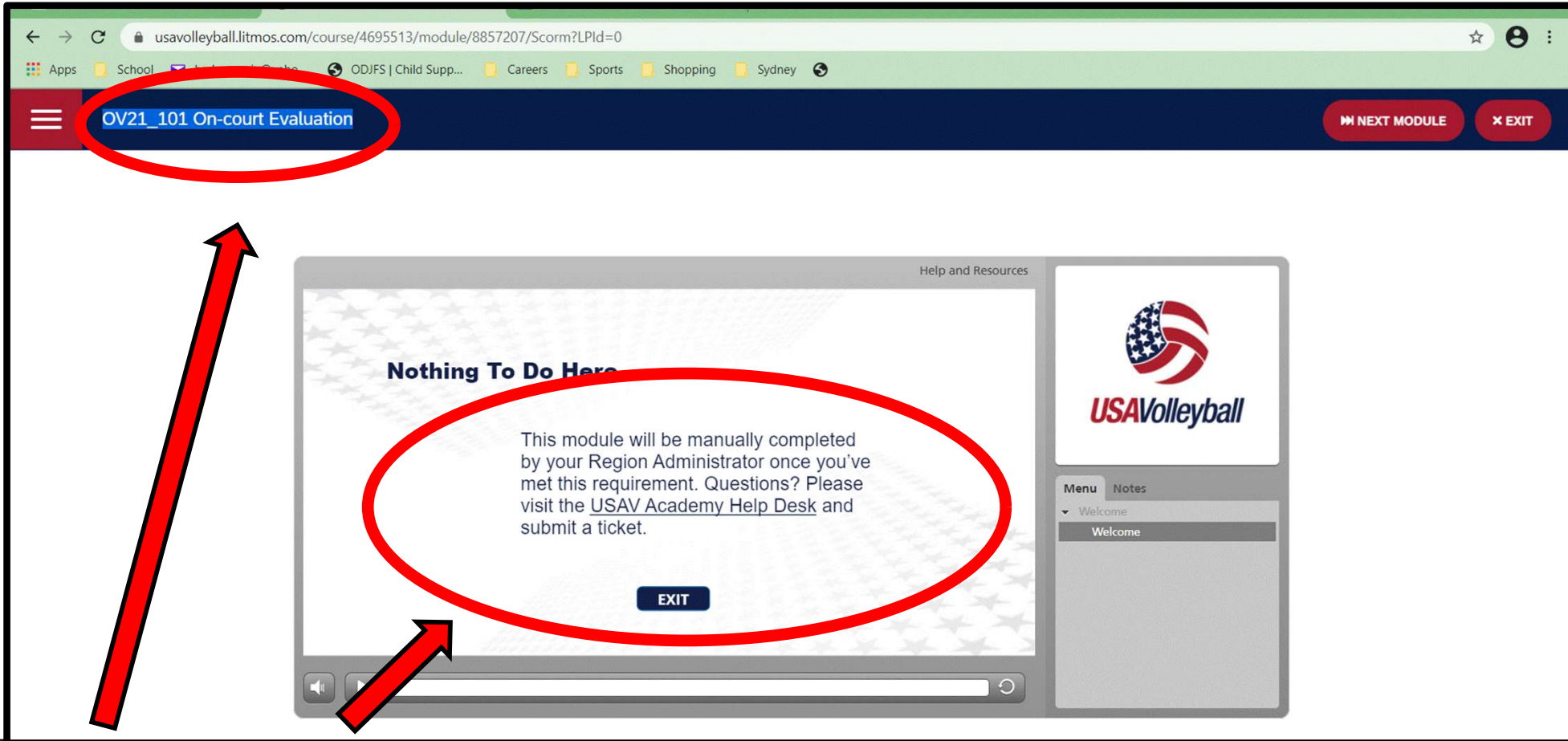
A progress bar shows how you're doing with each module.

Modules

- 102q\_Junior Second Referee w/Quiz
- 103q\_Junior Signals w/Quiz
- OV21\_101 On-court Evaluation



# COMPLETING A MODULE



usavolleyball.litmos.com/course/4695513/module/8857207/Scorm?LPId=0

OV21\_101 On-court Evaluation

NEXT MODULE EXIT

Help and Resources

**Nothing To Do Here**

This module will be manually completed by your Region Administrator once you've met this requirement. Questions? Please visit the [USAV Academy Help Desk](#) and submit a ticket.

EXIT

USA Volleyball

Menu Notes

Welcome

Welcome

After viewing/completing all online modules in the Junior Second Referee or Scorer courses, the Academy will still say the course is **INCOMPLETE**. Don't worry! This is because the final step is to be evaluated on-court by a referee during a tournament. If you've viewed all the modules, there's nothing left to do in the Academy.



# COMPLETION & CERTIFICATION



- After completing the respective online modules, you will need final evaluation on-court by a professional certified referee to become certified as a junior second referee or scorer. (This is why the Academy will say your course isn't complete even though you've viewed all modules in that course.) Line judges and Libero trackers do not receive an on-court evaluation or certification.
- The evaluation sheet used by referees can be found on the OVR website at:  
[https://www.ovr.org/forms/Junior Scorer and R2 Rating Forms.pdf](https://www.ovr.org/forms/Junior_Scorer_and_R2_Rating_Forms.pdf)
- Provide the completed evaluations to your coach or club director, and they will notify Brian Hemelgarn or Jim Hammar. Your SportsEngine account will be updated with your new certification credential.



# USA VOLLEYBALL SPECTATOR/PARENT CONDUCT GUIDELINES

## Page 16, 2021-2023 USA Volleyball Indoor Rules Book

1. USAV Volleyball has a “zero tolerance” policy for unsporting conduct at local, regional, and national events.
2. Harassment, intimidation, or unsporting words or actions directed towards other spectators, match participants, tournament staff, officials, including line judges and scorers, may result in removal from the event. Attendance at future events may also be impacted.



# OHIO VALLEY REGION SPECTATOR & PARENT CODE OF CONDUCT

In addition to the USA Volleyball Spectator/Parent Conduct Guidelines, the Ohio Valley Region has a “zero tolerance” policy when it comes to spectator conduct at local and Regional events. By entering a facility to attend an OVR-USAV sanctioned event, all spectators agree to abide by OVR and USAV Codes of Conduct. Failure to do so may result in removal from the facility.

**Attendance is a privilege, not a right!**